

CoroMill® 600

Versatile round-insert profile milling cutter

Application

- Profile milling
- Ramping capacity
- Roughing to semi-finishing
- Aerospace, energy, general engineering applications

ISO application area:



Benefits and features

- Round insert concept with positive axial angle. The positive and optimized cutting action is particularly suitable for heat-resistant materials.
- Extra-close pitch for a higher metal removal rate and improved productivity.
- Insert geometry minimizes heat in the cutting zone and reduces power consumption
- Easy and accurate insert indexing – no need to remove screw to index the insert
- Able to run at higher cutting speeds without vibration
- Through coolant

www.sandvik.coromant.com/coromill600

Couplings

- Coromant Capto®
- Arbor
- Cylindrical shank

Inserts

- Insert sizes: 10 and 12
- Four cutting edges



Close pitch

Extra close pitch

Easy handling

The unique iLock™ solution provides easy and accurate insert indexing, increased reliability and considerably improved tool life.



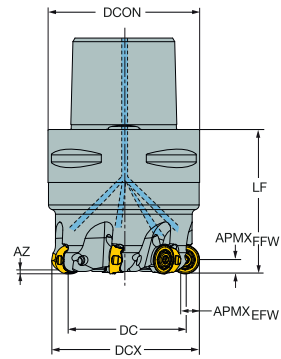
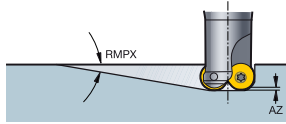
197



1100

CoroMill® 600 face milling cutter

Coromant Capto® - Internal coolant supply



											Dimensions, mm					
DC	CZC _{MS}	APMX _{EFW}	APMX _{FFW}	RMPX	AZ	CNSC	Ordering code		DCON	DCX	LF	KG	RPMX	CICT	MIID	
32.0	10	C4	5.0	5.00	4.00°	1.5	1	5	600-042C4-10H	40.0	42.0	50.0	0.41	22200	5	600-1045
38.0	12	C5	6.0	6.00	4.00°	2.0	1	6	600-050C5-12HX	50.0	50.0	60.0	0.79	18700	6	600-1252
40.0	12	C5	6.0	6.00	3.50°	2.0	1	6	600-052C5-12HX	50.0	52.0	60.0	1.13	18300	6	600-1252
42.0	10	C5	5.0	5.00	3.00°	1.5	1	6	600-052C5-10H	50.0	52.0	60.0	0.88	19900	6	600-1045
51.0	12	C6	6.0	6.00	2.50°	2.0	1	7	600-063C6-12H	63.0	63.0	60.0	1.40	16700	7	600-1252

Spare parts	
	Insert screw
10	5513 020-75
12	5513 020-59

For complete list of spare parts, see www.sandvik.coromant.com



1100



L4



N22



N9



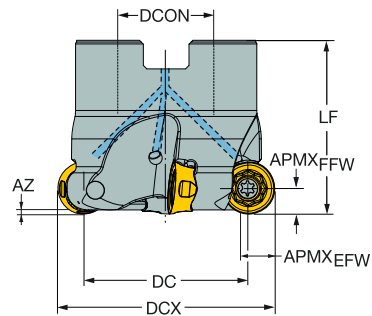
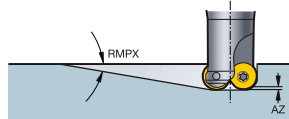
N15

CoroMill® 600 face milling cutter

Arbor - Internal coolant supply

STDNO

ISO 6462:2011



										Dimensions, mm								
DC	CZC _{MIS}	APMX _{EFW}	APMX _{FFW}	RMPX	AZ	CNSC	Ordering code		DCON	ISO	DCX	LF	NM	KG	RPMX	CICT	MIID	
28.0	12	16	6.0	6.00	6.50°	2.0	1	4	600-040Q16-12H	16.0	A	40.0	40.0	3.0	0.47	20900	4	600-1252
30.0	10	16	5.0	5.00	4.50°	1.5	1	5	600-040Q16-10H	16.0	A	40.0	40.0	3.0	0.47	22700	5	600-1045
32.0	10	16	5.0	5.00	4.00°	1.5	1	5	600-042Q16-10H	16.0	A	42.0	40.0	3.0	0.49	22200	5	600-1045
38.0	12	22	6.0	6.00	4.00°	2.0	1	4	600-050Q22-12M	22.0	A	50.0	40.0	3.0	0.05	18700	4	600-1252
	12	22	6.0	6.00	4.00°	2.0	1	5	600-050Q22-12H	22.0	A	50.0	40.0	3.0	0.57	18700	5	600-1252
	12	22	6.0	6.00	4.00°	2.0	1	6	600-050Q22-12HX	22.0	A	50.0	40.0		0.25	18700	6	600-1252
40.0	10	22	5.0	5.00	3.00°	1.5	1	6	600-050Q22-10H	22.0	A	50.0	40.0	3.0	0.55	20300	6	600-1045
	12	22	6.0	6.00	3.50°	2.0	1	5	600-052Q22-12H	22.0	A	52.0	40.0	3.0	0.56	18300	5	600-1252
	12	22	6.0	6.00	3.50°	2.0	1	6	600-052Q22-12HX	22.0	A	52.0	40.0		0.55	18300	6	600-1252
42.0	10	22	5.0	5.00	3.00°	1.5	1	6	600-052Q22-10H	22.0	A	52.0	40.0	3.0	0.58	19900	6	600-1045
51.0	12	22	6.0	6.00	2.50°	2.0	1	6	600-063Q22-12M	22.0	A	63.0	50.0	3.0	0.83	16700	6	600-1252
	12	22	6.0	6.00	2.50°	2.0	1	7	600-063Q22-12H	22.0	A	63.0	50.0	3.0	0.81	16700	7	600-1252
54.0	12	27	6.0	6.00	2.50°	2.0	1	6	600-066Q27-12M	27.0	A	66.0	50.0		0.65	15900	6	600-1252
	12	27	6.0	6.00	2.50°	2.0	1	7	600-066Q27-12H	27.0	A	66.0	50.0		0.66	15900	7	600-1252
68.0	12	27	6.0	6.00	1.80°	2.0	1	8	600-080Q27-12H	27.0	A	80.0	50.0		0.93	15100	8	600-1252
88.0	12	32	6.0	6.00	1.20°	2.0	1	9	600-100Q32-12H	32.0	A	100.0	50.0		1.29	13500	9	600-1252

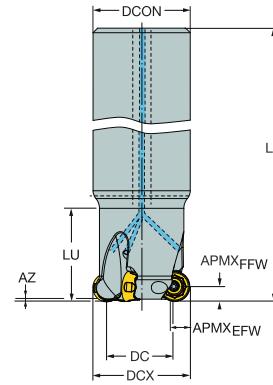
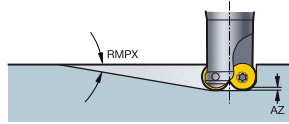
Spare parts	
	Insert screw
10	5513 020-75
12	5513 020-59

For complete list of spare parts, see www.sandvik.coromant.com



CoroMill® 600 face milling cutter

Cylindrical shank - Internal coolant supply



										Dimensions, mm								
DC	CZC _{MS}	APMX _{EFW}	APMX _{FFW}	RMPX	AZ	CNSC	Ordering code			DCON	DCX	LF	LU	NM	KG	RPMX	CICT	MIID
15.0	10	25	5.0	5.00	3.00°	1.5	1	3	600-025A25-10H	25.0	25.0	150.0	31.8	3.0	0.61	22300	3	600-1045
22.0	10	32	5.0	5.00	4.50°	1.5	1	4	600-032A32-10H	32.0	32.0	190.0	31.8	3.0	1.18	17400	4	600-1045

Spare parts
Insert screw
5513 020-75

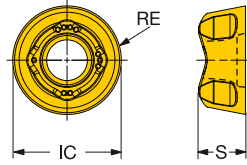
For complete list of spare parts, see www.sandvik.coromant.com



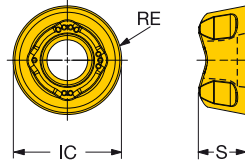
CoroMill® 600 insert for milling



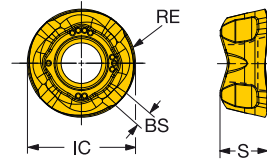
600..E-ML



600..M-ML



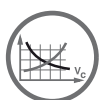
600..M-MM



				P						M				S			Dimensions, mm				
				1010	1030	1040	M30B	S40T	1030	1040	M30B	S30T	S40T	1030	S30T	S40T	IC	S	BS	BSR	
Light	ML	10	5.00	600-1045E-ML	☆	☆	☆	☆	☆	☆	★	☆	☆	☆	☆	★	☆	10.0	4.50		
			5.00	600-1045M-ML	☆	☆	☆	☆	☆	☆	★	☆	☆	☆	☆	★	☆	10.0	4.50		
		12	6.00	600-1252E-ML	☆	☆	☆	☆	☆	☆	★	☆	☆	☆	☆	★	☆	12.0	5.20		
			6.00	600-1252M-ML	☆	☆	☆	☆	☆	☆	★	☆	☆	☆	☆	★	☆	12.0	5.20		
Medium	MM	10	5.00	600R-1045M-MM		☆		☆	☆		☆	☆	☆		☆		10.0	4.50	0.8	100.0	
		12	6.00	600R-1252M-MM		☆		☆	☆		☆	☆	☆		☆		12.0	5.20	1.0	15.0	



197



I146



I168



N22



N10